

# ENERGY EFFICIENCY OBLIGATION SCHEME (EEOS)

## SUMMARY / CONTENT

---

1. TOWARDS A POST-2020 ENERGY EFFICIENCY OBLIGATION SCHEME
2. LESSONS LEARNED FROM THE FIRST PERIOD OF EEOS IN LUXEMBOURG
3. PROMOTE ENERGY EFFICIENCY (EE) BY INCREASING MARKET DYNAMICS
4. IMPLICATIONS OF APPLYING EEOS TO ROAD FUEL IN LUXEMBOURG
  - 4.1 Implication on fixing EEOS targets for road fuel
  - 4.2 Implications for the design of EEOS in the road fuel sector

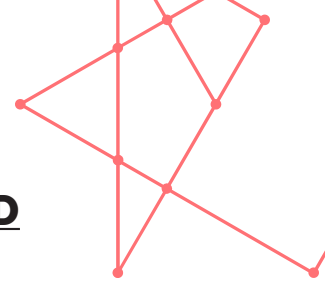
---

- Design proposals for a post-2020 period -

## **1. TOWARDS A POST-2020 ENERGY EFFICIENCY OBLIGATION SCHEME**

In anticipation of a post-2020, second period Energy Efficiency Obligation Scheme (EEOS) to be installed by the government, this paper reviews the effectiveness of the scheme's first period 2015-2020, as well as the experience made by obliged parties (OP) to comply with it.

The *first chapter* of this paper is dedicated to feedback this experience of OP and wishes to provide critical design elements that help to improve the scheme's effectiveness in the post-2020 period. The *second chapter* proposes measures on how to promote energy efficiency by dynamising the energy market. The *third chapter* develops some essential thoughts to consider when applying EEOS to road fuel in Luxembourg.



## **2. LESSONS LEARNED FROM THE FIRST PERIOD OF EEOS IN LUXEMBOURG**

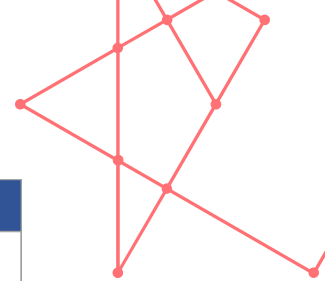
Table 1 lists ten significant observations made by obliged parties (OPs) during the first period of the scheme and opposes them to propositions that may help to improve the scheme in these points in a second period. All observations and improvement proposals are described in more detail in the following paragraphs.

**Points 1 & 2, Table 1:** The success of Luxembourg's EEOS in terms of realised energy savings versus targets during the first period must be considered moderate to low. One of the reasons might be the relatively high savings targets set for OPs to cope with in the initial period. According to a recent good practice study by the European Bank for Reconstruction and Development<sup>[1]</sup>, the most successful EEOS in the EU were the ones that allowed OPs to gather enough experience with operating under an EEOS in their first period. Their approach favoured setting relatively low targets in the initial period. Targets were then gradually increased. This paper therefore strongly advocates to follow such a gradual approach for the second period in case new, and so far, unexperienced Obligated Parties will be included in the scheme. This can be done, for example, by subdividing the period into phases with increasing sub-targets.

Furthermore, to determine the due savings volumes for the second period, OPs suggest aligning savings targets with the realistically available EE potentials that can be realised cost-effectively and considering OPs' market share. The cost-effectiveness of EE efforts tends to decrease as EE programs mature because EE marginal costs grow the more extended such programs run. Marginal costs can be limited if (1) overly ambitious EE savings targets are avoided, and if (2) OPs are mandated to focus on reducing the energy consumption within their portfolio of energy products only. For example, it is not considered cost-effective to oblige an electricity and gas provider to reduce consumptions of traditional road fuels or vice versa.

**Point 3, Table 1:** Obligated Parties (OPs) confirmed that corporate clients much appreciated the synergetic effect that FEDIL's Voluntary Agreement has when it comes to realising EE potentials in the framework of EEOS. The second period of EEOS must, therefore, make sure to conserve this positive leverage between the two EE instruments.

<sup>[1]</sup> Energy Efficiency Obligation Schemes: Policy guidelines; European Bank for Reconstruction and Development, February 2019



	EEOS observations from the first period 2015 -2020	EEOS Design elements to consider for the second period 2021-2030
1	Savings realised by EEOS in Luxembourg stayed behind their objectives.	Determine total due EEOS' savings volumes based on realistic EE savings potentials that can be realised by OPs in their own sectors while respecting the minimum level of 0.8% annual reduction targets.
2	Savings objectives fixed for the first period seem to be too ambitious with regards to market participants' experience to deal with EEOS.	According to EU good practice, gradually increasing EE objectives according to the level of maturity of market participants to deal with EEOS is most effective.
3	OPs take advantage of corporate clients' high motivation to realise EE potentials due to the synergistic effects with Accord Volontaire.	Conserve the positive synergic efforts between EE realised in EEOS and "Accord Volontaire".
4	Energy provider's commitments to implement EEOS has been incoherent across market participants undermining a level playing field.	Improve obligation enforcement processes combined with significant penalties to create a level playing field among all energy providers in the market. Penalties must be liberating from obligation.
5	The missing level playing field (see 4) and a missing legal framework hinders OPs to implement mechanisms to recover costs and investments.	Use the existing legal basis and create new legal conditions that enables different forms of cost recovery mechanisms for OPs.
6	Relatively high administrative costs of EEOS incurred to small regional energy providers discourages them to comply to targets.	Introduce buy-out options allowing small locally operating providers to be freed of obligations up to a maximum volume of EEs by contributing to an energy fund.
		Deploy state of the art (digital) tools and processes to minimise administrative costs for OP.
7	Poor transparency in monitoring & verification, enforcement processes as well as with the stringency of operational follow-ups.	Improve efficiency of scheme management by externalising monitoring & verification, and enforcement roles to a governmental agency while equipping it with suitable resources.
8	Possibilities for the continuous improvement of EEOS are limited and slow.	Improve review and continuous improvement processes of the scheme by separating EE savings calculation methods from formal legislation and review the scheme's effectiveness more frequently with OPs.
9	Insecurity among market participants about future savings targets and future implications of non-compliance (penalties).	Improve communication and transparency with OP by dedicating the management of the EEOS to an governmental agency with adequate resources.
10	Only EE savings derived from hard measures (quantifiable) are credited to OP.	Create a pool of EE savings to credit to OPs for soft measures (difficult to measure) but whose effects are largely accepted, e.g. educational / behavioral change communication, awareness raising campaigns etc.

*Table 1: Major observations made by Obligated Parties (OPs) during the first period of EEOS and proposals for scheme design improvement in the second period*

**Point 4, 5, 6, and 7, Table 1:** During the first period of the EEOS, not all obliged energy providers complied coherently to their duty of reducing energy consumptions at consumers. While some energy providers invested in developing expertise, methods and tools to comply with their obligations, others went as far as ignoring them altogether. This incoherence across market participants to broadly comply with the EEOS undermines the level playing field of the OPs' markets. Energy providers that generate costs to comply with the EEOS obligations must now compete with other OPs who prefer to pay a low penalty fee while betting on indulgent enforcement processes by the administration. This situation provides an unfair competitive advantage to non-complying OPs, and at the same time, it hinders complying OPs from forwarding their additional costs to consumers.

To re-establish a level playing field, it is therefore essential that the administration improves the effectiveness of enforcement processes. Externalising the management of the scheme to a well-equipped government agency might be an elegant way to improve the scheme's effectiveness of enforcement- and other processes. At the same time, the legislator must redesign sanctions or penalties for non-compliance so that they can no longer be ignored by market participants who prefer to pay the penalty rather than to comply. Today's penalties, unfortunately, incentive some market participants to choose penalties over compliance. Such market participants, however, may have an apparent reason for their choice: They often cannot afford to invest in structures that handle the EEOS: Due to a relatively small market share, their business model does not permit the related overhead costs. This situation is due to a significant design flaw of the current EEOS that not only undermines a level playing field but also pushes small market participants into non-



compliance.

This paper proposes four elements that can tackle the EEOS' design flaw mentioned above:

1. *Establish a minimum threshold of market share under which a buy-out option from the obligation is possible for a small energy provider.*
  - The market share threshold must be chosen in such a way that it only includes small energy providers whose non-compliance does not distort the level playing field of the market. One can think for example of providers who are bound to a limited geographic region.
  - The cost of the buy-out option for the providers below the market share threshold has to be close to the market price of the obliged energy savings volume and needs to be adapted each year.

By using the collected buy-out fees within the EE sector, the liberated providers, who today, often do not contribute at all to EEOS savings, can contribute indirectly. This, again, increases the effectiveness of the scheme.

2. *Adapt the level of penalties to become unattractive as an option to avoid EEOS compliance:* Penalty costs that align with energy market prices in combination with stringent enforcement processes should become rapidly unattractive for providers to ignore their obligations and thus to undermine the level playing field.

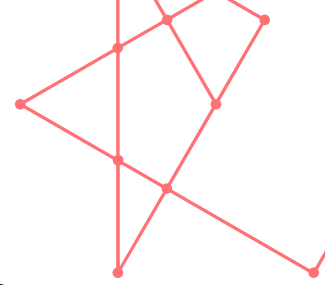
There is a further design element to consider with penalties: for a given EEOS period, once a *minimum level of EE versus target has been realised by an OP*, for example, 85%, the following two elements would become eligible:

- Paying penalties allows an OP to be liberated from its remaining obligations. In our example from above, the OP would not fulfil the last 15% of its obligations and pay a liberating penalty instead.
- Supporting financially all other OPs who decide to harness the last percentages of the scheme (including those of OP that decided to pay the penalty) by remunerating them for the efforts via a cost recovery mechanism installed by the legislator and fed by an energy fund (see 4.).
- Penalties must be based on a transparent and straightforward design allowing market participants to calculate budgetary impacts accurately for informed decision making.

Such a design element takes into account the increasing marginal costs of energy efficiency and focuses the OP's efforts on the most cost-effective EE measures first. At the same time, it generates funds to redistribute to those OPs who have the expertise and tools but ultimately shy away due to the high costs involved with harnessing the full potential of EEs.

3. *Create a privately managed energy fund to accumulate collected penalties and buy-out options to spend within the EE sector and introduce a legal framework enabling OPs to recover costs of EE efforts from this fund:* This design element is a consequence of the previous proposals of this paragraph but a critical one to increase the overall effectiveness of the whole scheme. Its objective is to incentivise OPs to address segments of the EE sector that are traditionally hard to reach and to reward those that realise EE potentials with high marginal costs.

Furthermore, the collected funds may also be used by the scheme's administration to launch call for tenders among energy users to realise untapped energy efficiencies (EEs) in their systems, either on their own or via the help of an external energy expert. The winner of the call could access to



funds to finance the realisation of his EE potentials.

4. *Dramatically decrease the costs of compliance for OPs.* The administration must offer state of the art (digital) tools and processes to minimise administrative compliance costs at OPs. Reduced costs of compliance can motivate a more significant number of OPs to comply and thus may improve the effectiveness of the whole scheme.

**Point 8, Table 1:** OPs report that proposals to continuously improve the effectiveness of the scheme often stay behind their possibilities or are slow to be implemented because some critical elements of the scheme are bound to formal legislation. As reviewing and adapting formal legislation is known to be cumbersome and slow, this paper advocates to separate critical elements of the scheme, such as EE savings calculation methods, out of formal legislation and to include it instead in distinct regulations.

**Point 9, Table 1:** OPs wish for more transparent communication and exchange about how to improve the design of the scheme for the second period, for example, via collaborative working groups and more regular dialogue. Similarly, as described in Point 7 of Table 1, leaving this part to a governmental agency, fitted with adequate expertise and resources could significantly improve such a dialogue.

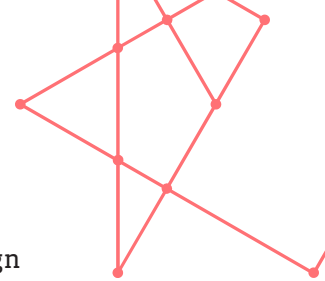
**Point 10, Table 1:** The current EEOS only credits OP for EE savings whose effects are directly measurable and quantifiable. While this approach is perfectly valid, it would undoubtedly have a leveraging effect to also allocate virtual savings units for measures that are not quantifiable but equally essential for EE savings, e.g. educational and behavioural changing communication, awareness-raising campaigns, etc. The legislator could motivate each OP to increase such measures by reserving a pool with EE savings credits to be allocated upon completion of such specific soft measures.

### **3. PROMOTE ENERGY EFFICIENCY (EE) BY INCREASING MARKET DYNAMICS**

Industrial companies would welcome to see higher market dynamics in the electricity and gas supply sector in Luxembourg. Indeed, the competitive situation among local energy suppliers is characterised by an unevenly balanced small portfolio of market participants. On a long-term basis, this situation may represent a significant source of uncertainty for energy sourcing strategies of large industrial consumers. This is true not only for sourcing strategies but also for the realisation of EE potentials that companies can realise within the context of the Energy Efficiency Obligations Schemes (EEOS). It is again the small number of energy providers with unevenly balanced relative market share and EEOS competence limiting the available EEOS offer that industrial energy consumers can refer to..

This paper suggests considering the two following points to remedy this market situation:

1. *Temporarily lower barriers for new market entry providers in terms of EEOS targets.* It must be the goal of Luxembourg's government to improve the weak competitive situation in the local energy market. As described above, the current situation is not beneficial, neither for national economic growth – due to planning uncertainties for



companies – nor for effectively reaching energy efficiency targets. It is, therefore, necessary to increase the diversity of market participants in the energy sector, among others, by creating incentives to attract foreign and new providers. One such incentive within the context of EEOS may be to allow them, to use the buy-out option from the scheme during an initial phase with low market share. This point should be realised according to the details described in proposal 1, page 3.

2. *Create a market for EE certificates to increase the number of players that can contribute to EEOS.* The current design of EEOS only allows accounting realised energy efficiencies within the scheme if they have been actively triggered by obliged parties (OP). Considering the few OPs in Luxembourg's energy market and the limited reach that one OP can have at a time, it seems evident that the overall impact of the EEOS is limited because EE potentials of energy consumers may stay undetected by OPs.

An effort to dynamise the EE market is therefore also necessary here: The number of contributing players in the EEOS must be significantly increased. One possibility to do so is by the introduction of EE certificates. These certificates, issued by the scheme's administration, can be acquired by third parties, such as engineering firms or energy consultants, by realising EEs based on predefined measures. They can then sell those certificates to OPs. EEOS with limited tradable certificates, between third parties and OPs, have been applied successfully in Denmark, in Ireland and the UK. Fully opened trading of certificates, such as in Italy is not recommended, as they add much complexity to the scheme and may even open paths for speculation with EE certificates.

## **4. IMPLICATIONS OF APPLYING EEOS TO ROAD FUEL IN LUXEMBOURG**

The latest update of EU's Energy Efficiency Directive<sup>[1]</sup> defines the framework for Member states to include the transport sector into their national Energy Efficiency Obligation Schemes (EEOS).

### **4.1 IMPLICATION ON FIXING EEOS TARGETS FOR ROAD FUEL**

Knowing that road fuels account for the lion's share of Luxembourg's energy consumption, it seems tempting to include the road transport sector in the EEOS and appointing traditional road fuel providers as a further obliged party (OP). Indeed, according to Statec, in 2017, road fuels sold in Luxembourg made-up for 58% of the total final energy consumption, representing almost 66% of national CO<sub>2</sub> emissions. A closer look at these numbers, however, reveals that from all the transport fuel sold in 2017, only 23% are consumed by residents while 77% are sold to non-residential drivers. It is this very ratio, between fuel consumed by residents versus non-residence that has non-trivial implications when including the road transport sector in the EEOS.

A uniform application of the scheme to road transport would require OPs to apply *nationally defined measures* to find EE potentials that are nowhere to be found on national territory. As most of the savings' potential (77%) is consumed outside of national borders, the measures defined for Luxembourg do not apply, and cannot yield any energy savings.

One might now tend to argue that fuel consumption can nonetheless be reduced by gradually increasing fuel prices in Luxembourg. Again, implications





are not so straight forward: Firstly, increasing fuel prices does not reduce fuel consumption; it merely shifts it towards other markets. Such a shift inflicts significant income losses to Luxembourg without producing any benefits for climate change mitigation. Secondly, a fuel consumption reduction that originates from a price increase cannot be claimed by obliged parties (OP), because the reduction does not originate from their action but from a fiscal one. Worse even, such reductions may be considered by OPs as a lost overall savings potential they could have realised.

The above implications of applying EEOS uniformly to the traditional road fuel sector would equal in condemning this sector to achieve savings they can hardly reach. The only sensible way of applying EEOS in this sector is to fix savings targets based on road fuel volumes consumed by residents only.

## **4.2 IMPLICATIONS FOR THE DESIGN OF EEOS IN THE ROAD FUEL SECTOR**

There are many successful examples of EEOS schemes for traditional energy utilities in the EU. Their success is however based on factors that may be hard to transpose to the road fuel sector. Most EEOS address energy efficiency improvement targets via distributors, retailers or service companies who have strong relationships with their energy customers. These relationships are then used to offer services, incentives or projects to improve energy efficiency. In the case of electricity and gas utility companies, there are even “hard” wired or piped connections with their customers, supplying energy in a continuous manner. Such a strong customer relationship does not only allow them to more directly influence their customer’s consumption patterns, it also allows them to precisely measure the EE gains they can account for. Customer relationships offering the possibility to directly promote EE and accurately measuring them hardly exist for road fuel supplies in general. This situation makes the application of EEOS to road fuels more difficult and less cost effective in terms of implementation.

Furthermore, the design of an EEOS scheme for road fuels calls for an adaptation of Luxembourg’s regulated price scheme for fuel products, as fuel suppliers need options to recover the additional costs related to their EEOS efforts. Such an adaptation must be done in a way that the EEOS will not result in a source for distortion of competition.

As a result, it is safe to assume that an EEOS scheme may not be the most effective instrument to address EE in the road fuel sector. There are many other proven ways to promote energy savings in this sector, such as vehicle efficiency standards, labelling, taxation of road fuels, or measures to improve transport infrastructure.

[\[1\]](#) EU Directive 2018/2002 of the European parliament and of the council of 11 December 2018 amending Directive 2012/27/EU on energy efficiency